

Slide 1

Reaching Destinations
While
Roaming Around

Presented by: Linda Napier

Slide 2

Preparing to Roam

- ♦ Observation Summary
- ♦ Predictions of Progress
- ♦ Prior Conversations with Child
- ♦ Personal Information about Child
- ♦ Conversations with the Teacher(s)

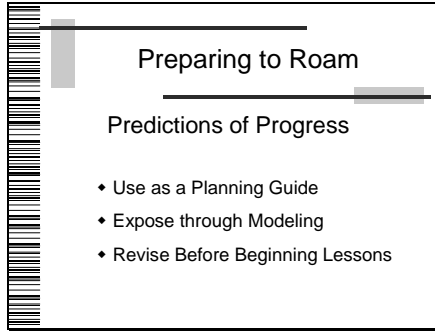
Slide 3

Preparing to Roam

Observation Summary

- ♦ Basic Knowledge
- ♦ Letters, Words, Sounds, Text level
- ♦ Useful Strategic Activities
- ♦ Problem Strategic Activities

Slide 4

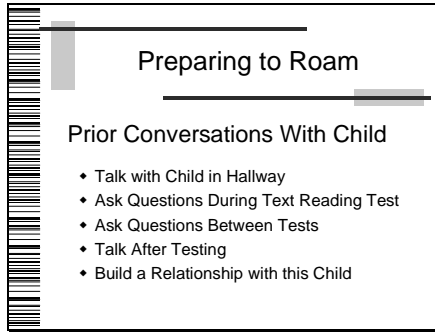


Preparing to Roam

Predictions of Progress

- ♦ Use as a Planning Guide
- ♦ Expose through Modeling
- ♦ Revise Before Beginning Lessons

Slide 5

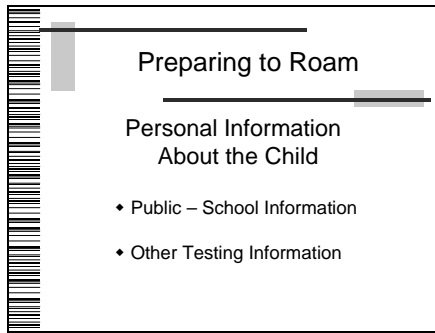


Preparing to Roam

Prior Conversations With Child

- ♦ Talk with Child in Hallway
- ♦ Ask Questions During Text Reading Test
- ♦ Ask Questions Between Tests
- ♦ Talk After Testing
- ♦ Build a Relationship with this Child

Slide 6



Preparing to Roam

Personal Information About the Child

- ♦ Public – School Information
- ♦ Other Testing Information

Slide 7

Preparing to Roam

Conversations With Teachers

- Classroom Teacher
- Reading Teacher
- Kindergarten Teacher
- Speech Teacher
- Librarian

Slide 8

Knowledge Cards

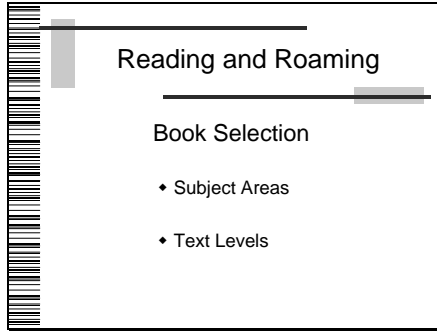
Items				Strategies	
Reading		Writing		Print Concepts	Text Strategies
Letter	Write known	Word	Sound	Knows	Does

Slide 9

Reading and Roaming

- Book Selection
- Text Reading

Slide 10

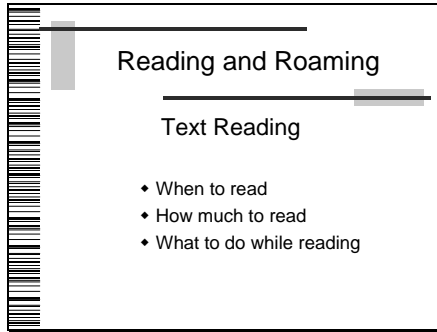


Reading and Roaming

Book Selection

- ◆ Subject Areas
- ◆ Text Levels

Slide 11

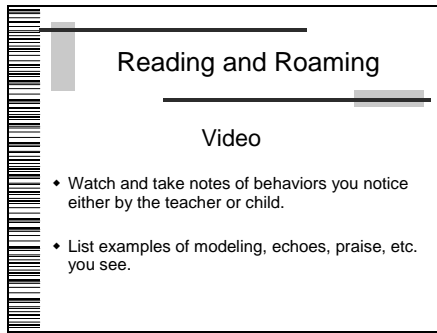


Reading and Roaming

Text Reading

- ◆ When to read
- ◆ How much to read
- ◆ What to do while reading

Slide 12



Reading and Roaming

Video

- ◆ Watch and take notes of behaviors you notice either by the teacher or child.
- ◆ List examples of modeling, echoes, praise, etc. you see.

Slide 13

Reading and Roaming

Expected Destinations

- Control of Directional Behaviors and 1:1
- Self-Monitoring, self-correcting, cross-checking
- Word recognition
- Text level increase of 1-3 levels
- Fluency, phrasing, intonation
- Punctuation meanings
- Comprehension

Slide 14

Roaming Through Letters and Words

- When
- What
- How

Slide 15

Roaming Through Letters and Words

Mediums

- Writing Utensils
- Letters and Words
- Sand
- Wikki Stix or pipe cleaners
- Shaving Cream
- Play Dough

Slide 16

Roaming Through Letters and Words

Activities

- ♦ Individual Letter and Word Work
- ♦ Alphabet Books
- ♦ Letter or Word Searches
- ♦ Scavenger Hunts
- ♦ Games
- ♦ Letter or Word Cubes
- ♦ Songs and Chants

Slide 17

Roaming Through Letters and Words

Video

- ♦ Make a list of the different mediums that are used.
- ♦ Watch and take notes on the activities you observe.

Slide 18

Roaming Through Letters and Words

Expected Destinations

- ♦ Solidify known letters, sounds, words
- ♦ Expanded letter knowledge
- ♦ Increased word recognition
- ♦ Left to right spelling progression
- ♦ Letter formation
- ♦ Expanded writing vocabulary

Slide 19

Writing While Roaming

- ♦ When to write
- ♦ Where to begin
- ♦ What to do

Slide 20

Writing While Roaming

Activities

- ♦ Write their own book
- ♦ Make a card or write a short note
- ♦ Write a cut up sentence
- ♦ Journal
- ♦ Write a poem or change a nursery rhyme
- ♦ Write new words to a familiar song

Slide 21

Writing While Roaming

Video

- ♦ Make a list of activities observed.
- ♦ What concepts are being covered.
- ♦ Note examples of sound/phonics work.

Slide 22

Writing While Roaming

Expected Destinations

- Increase Phonemic Awareness
- Expand Phonetic Knowledge and Ability
- Increase Writing Vocabulary
- Increase Word Recognition
- Expand and Solidify CAP Knowledge
- Create Ownership of Language

Slide 23

Journaling Your Adventures

- Why
- How
- What to Include

Slide 24

Journaling Your Adventures

Focus

- Student Behaviors
- Documentation of Changes
- Reaching Goals

Slide 25

Journaling Your Adventures

Purpose

- ♦ Documentation
- ♦ Freedom
- ♦ Planning Guide

Slide 26

Journaling Your Adventures

What to Include

- ♦ Changes in Behaviors
- ♦ Teacher Modeling
- ♦ Child Reactions
- ♦ Reading Texts
- ♦ Word and Letter Work
- ♦ Writing Activities
- ♦ Changes in the KNOWN

Slide 27

Questions or Comments

- ♦ Linda.Napier@Clay.kyschools.us
